


labirinto4



scala 1:500




- △ partenza
- punto di controllo
- ⊙ arrivo

Staffetta1		
▷	40	⊙
1	41	
2	43	
3	45	
4	46	
5	47	
6	33	
7	34	
8	35	
9	37	
10	39	

labirinto4



scala 1:500



- △ partenza
- punto di controllo
- ⊙ arrivo

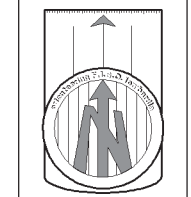
Staffetta2		
▷	36	⊙
1	37	
2	39	
3	33	
4	32	
5	42	
6	43	
7	46	
8	47	
9	34	
10	35	

38

labirinto4



scala 1:500




- △ partenza
- punto di controllo
- ⊙ arrivo

Staffetta3		
▷	31	⊙
1	34	
2	35	
3	37	
4	33	
5	39	
6	32	
7	42	
8	43	
9	45	
10	46	

labirinto4



scala 1:500



- △ partenza
- punto di controllo
- ⊙ arrivo

Staffetta4		
▷	44	⊙
1	43	
2	41	
3	47	
4	32	
5	38	
6	37	
7	34	
8	33	
9	46	
10	45	