


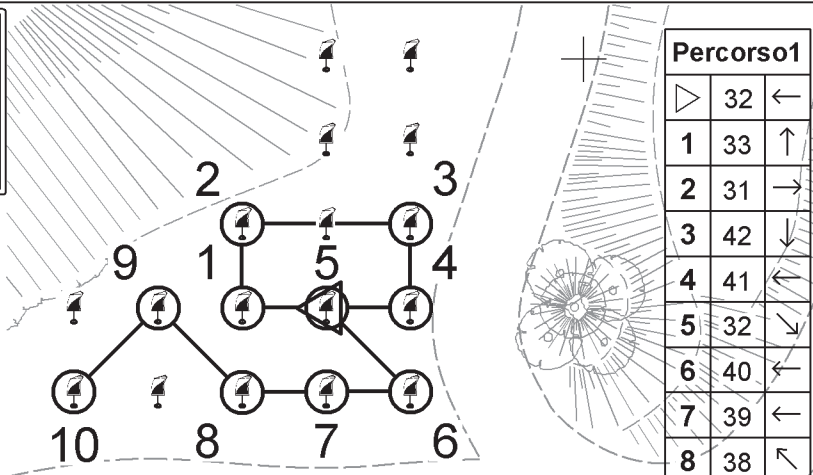
labirinto2



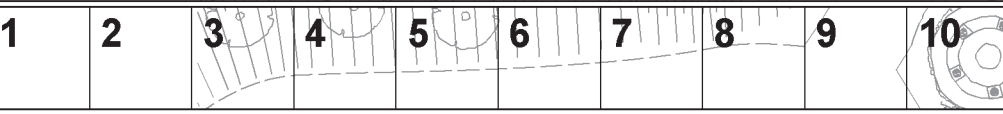
scala 1:500



- △ partenza
- punto di controllo
- ⊙ arrivo




Percorso1		
▷	32	←
1	33	↑
2	31	→
3	42	↓
4	41	←
5	32	↘
6	40	←
7	39	←
8	38	↖
9	34	↗
10	36	⊙



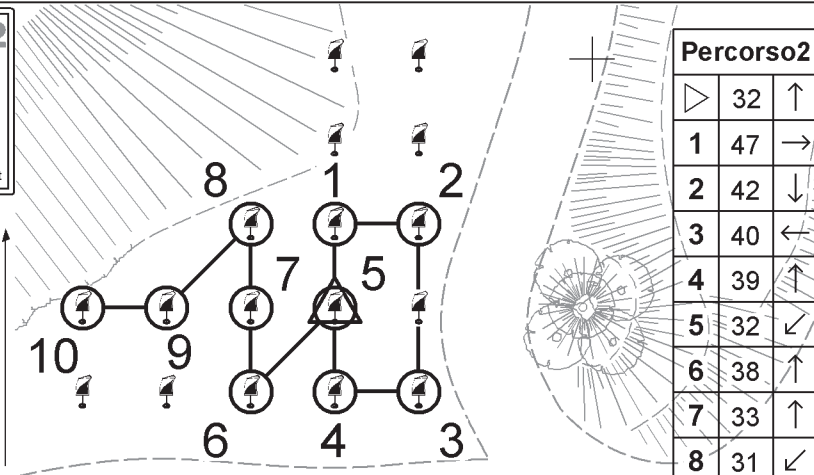
labirinto2



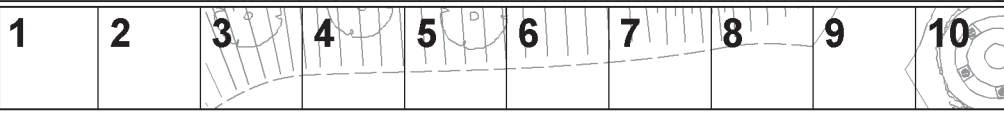
scala 1:500



- △ partenza
- punto di controllo
- ⊙ arrivo




Percorso2		
▷	32	↑
1	47	→
2	42	↓
3	40	←
4	39	↑
5	32	↘
6	38	↑
7	33	↑
8	31	↖
9	34	←
10	35	⊙



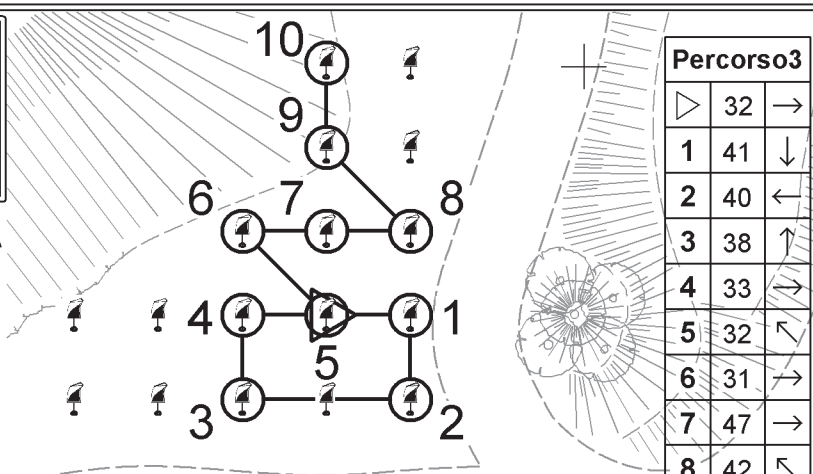
labirinto2



scala 1:500



- △ partenza
- punto di controllo
- ⊙ arrivo




Percorso3		
▷	32	→
1	41	↓
2	40	←
3	38	↑
4	33	→
5	32	↖
6	31	→
7	47	→
8	42	↖
9	46	↑
10	45	⊙



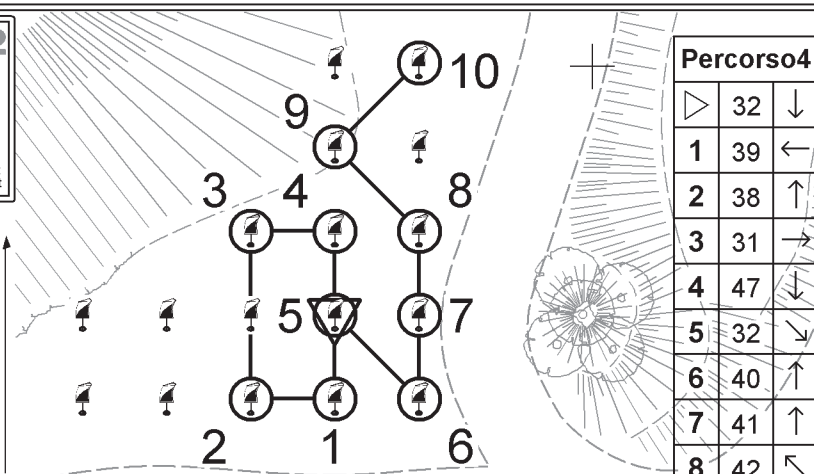
labirinto2



scala 1:500



- △ partenza
- punto di controllo
- ⊙ arrivo



Percorso4		
▷	32	↓
1	39	←
2	38	↑
3	31	→
4	47	↓
5	32	↘
6	40	↑
7	41	↑
8	42	↖
9	46	↗
10	44	⊙

